Fiche complète !

Le matériel de chimie

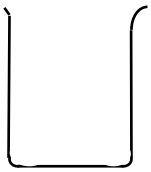 **BECHER**	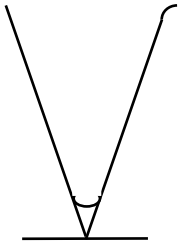 **VERRE A PIED**	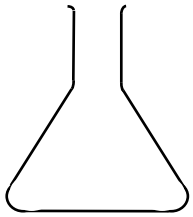 **ERLENMEYER**
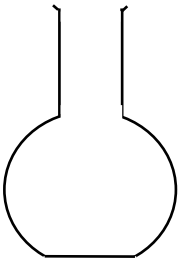 **BALLON A FOND PLAT**	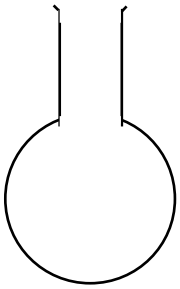 **BALLON A FOND ROND**	**CRISTALLISOIR**
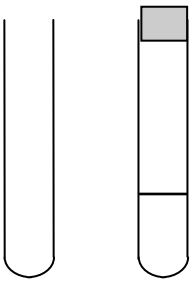 **TUBES A ESSAIS**	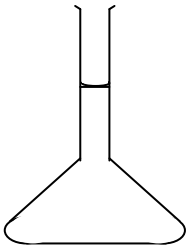 **FIOLE JAUGEE**	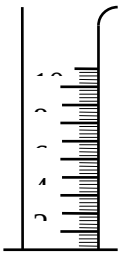 **EPROUVETTE GRADUEE**
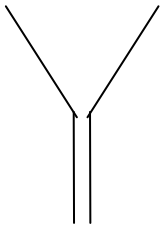 **ENTONNOIR**	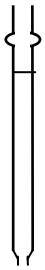 **PIPETTE**	 **AMPOULE A DECANTER**

Découper les noms en bas de la page et les coller dans la case correspondante.

Le matériel de chimie

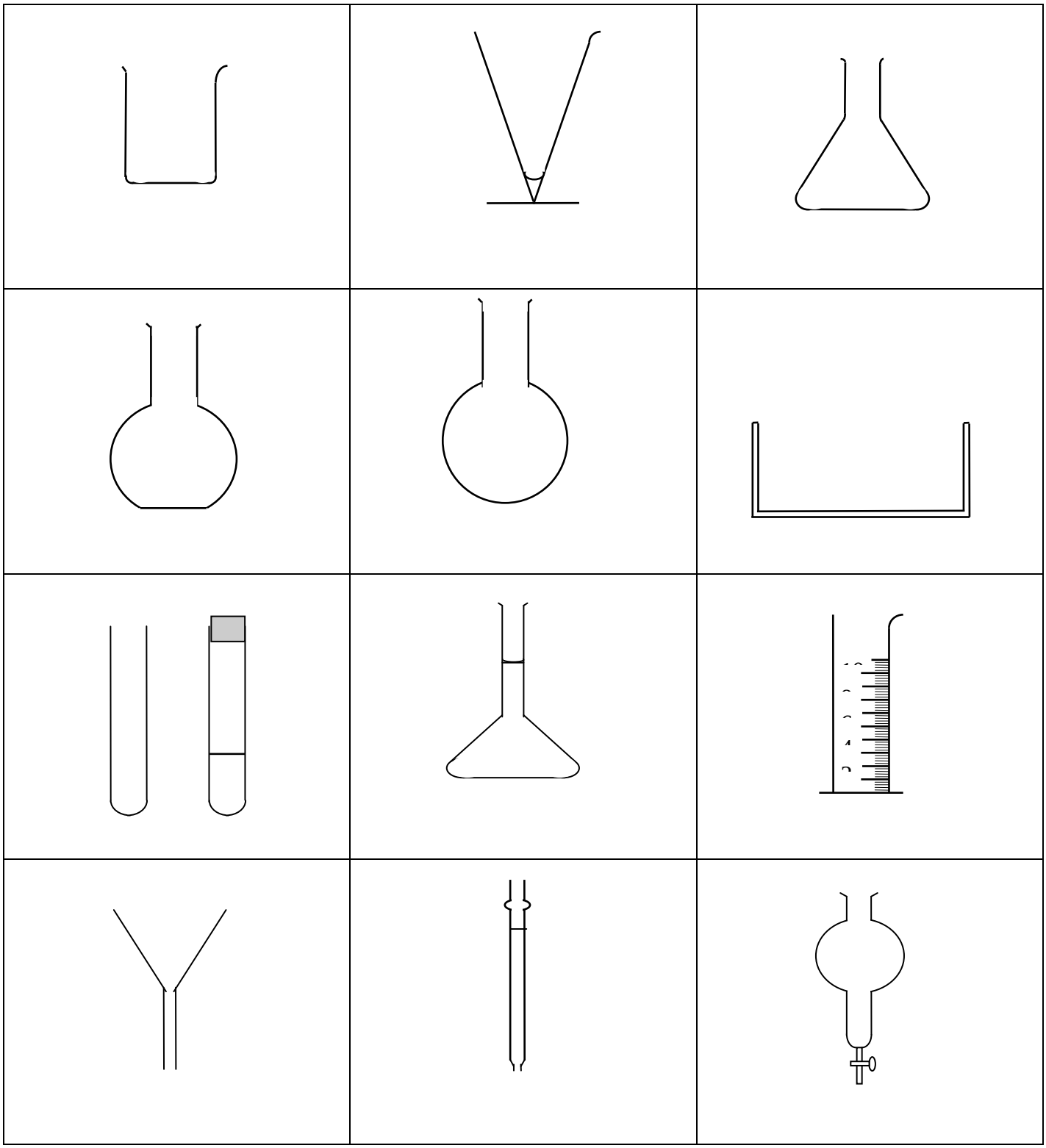

ENTONNOIR | FIOLE JAUGEE | BALLON A FOND ROND | VERRE A PIED

PIPETTE | CRISTALLISOIR | AMPOULE A DECANTER | TUBES A ESSAIS

BECHER | EPROUVETTE GRADUEE | BALLON A FOND PLAT | ERLENMEYER

Faire le schéma correspond à chaque nom.

Le matériel de chimie

BECHER	VERRE A PIED	ERLENMEYER
BALLON A FOND PLAT	BALLON A FOND ROND	CRISTALLISOIR
TUBES A ESSAIS	FIOLE JAUGEE	EPROUVETTE GRADUEE
ENTONNOIR	PIPETTE	AMPOULE A DECANTER

Consignes pour faire un schéma :

- *Utiliser un crayon à papier,*
- *Faire les traits rectilignes à la règle,*
- *Utiliser des crayons de couleurs pour le coloriage (pas de feutres!)*